

ValidDumps



Try Before You Buy

Download a free sample of any of our exam questions and answers


- ✓ 24/7 customer support, Secure shopping site
- ✓ Free One year updates to match real exam scenarios
- ✓ If you failed your exam after buying our products we will refund the full amount back to you.

Select a vendor...

Select an exam...





Your email address

[Free Download](#)



What Clients Say About Us

- “The exam is actually not scared. It is quite similar with the on-line test. I feel casual to pass it. The questions are not hard. - Edward
- “Do not treat yourself too hard. Only 2 days to pass the exam by this dumps. you have much time to relax. really good dumps. - Berger
- “I am happy to choose validdumps, it is very useful for my exam. It is worthy it. - Henry

 HAPPY CUSTOMERS 51892	 DOWNLOADS 68912	 TEAM MEMBERS 56892	 SHARES 75162
---	---	--	--

<http://www.validdumps.top>

The valid and reliable exam dumps are the guarantee for your success

Exam : **70-696**

Title : Administering System Center
Configuration Manager and
Intune

Vendor : Microsoft

Version : DEMO

NO.1 You need to meet the application requirements of App1.

What should you do?

- A. Modify the Parameters properties of the App1 RemoteApp program.
- B. Run the Set-WebBinding cmdlet.
- C. Run the Set-RDRemoteApp cmdlet.
- D. Modify the Application Settings of the RDWeb web application.

Answer: C

Explanation:

<https://technet.microsoft.com/en-us/library/jj215494.aspx>

NO.2 Your company has several computers that are managed by using Windows Intune.

You need to ensure that a recently released critical update is installed on the computers within 36 hours.

What should you do?

- A. From the Windows Intune Management portal, configure a Windows Intune Center Settings policy.
- B. Instruct remote users to run wuauclt.exe /detectnow from an elevated command prompt.
- C. From the Windows Intune Management portal, create a policy by using the Windows Intune Agent Settings custom template.
- D. From the Windows Intune Management portal, configure the deployment action for the update.

Answer: C

Explanation: References:

<https://technet.microsoft.com/en-gb/library/dn646968.aspx>

NO.3 HOTSPOT

You need to recommend a solution to deploy App4.

What should you include in the recommendation? To answer, select the appropriate options in the answer area.

Answer Area

Computers to audit:

Audit settings to enable:

Answer Area

Computers to audit:
Client computers
Configuration Manager servers
Domain controllers

Audit settings to enable:
Audit account logon events, Audit logon events
Audit account management, Audit policy change
Audit system events, Audit process tracking

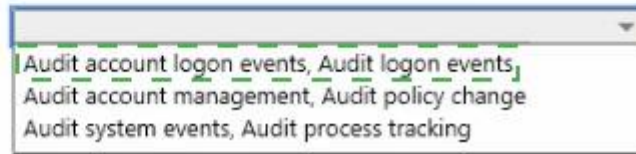
Answer:

Answer Area

Computers to audit:



Audit settings to enable:



NO.4 You need to generate the security report.

What should you do first?

- A. From Windows Intune, configure an alert policy.
- B. From Configuration Manager, deploy a configuration baseline.
- C. From Group Policy Management, run the Group Policy Results Wizard.
- D. From Update Services, configure reporting rollup.

Answer: B

NO.5 You need to meet the application requirements of App3.

To which server should you install App3?

- A. Server1
- B. Server2
- C. Server3
- D. Server4

Answer: C

NO.6 You manage a deployment of Microsoft System Center 2012 R2 Configuration Manager.

From the Configuration Manager console, you discover that three client computers failed the client check.

You identify that the issue is related to WMI service corruption.

You manually repair WMI on the client computers.

You need to trigger a client health auto-remediation on the three client computers as soon as possible.

What should you do?

- A. On the client computers, run the Machine Policy Retrieval & Evaluation Cycle action.
- B. On the client computers, start a Configuration Manager Health Evaluation scheduled task.
- C. From the Configuration Manager console, restart the SMS_SITE_SYSTEM_STATUS_SUMMARIZER component.
- D. From the Configuration Manager console, schedule a client status update.

Answer: B

NO.7 You need to deploy the Configuration Manager client to all of the client computers in the Seattle office.

What is the best deployment method to use?

More than one answer choice may achieve the goal. Select the BEST answer.

- A. software update-based
- B. client push
- C. a logon script
- D. manual

Answer: A

Explanation: References:

<https://technet.microsoft.com/en-gb/library/gg712298.aspx>

NO.8 HOTSPOT

You need to prepare ComputerD and ComputerE to meet the technical requirement.

Which action should you perform on each computer?

In the table below, identify the action to perform on each computer.

Make only one selection in each column.

Answer Area

Actions	ComputerD	ComputerE
Install the 32-bit Windows Intune client.	<input type="radio"/>	<input type="radio"/>
Install the 64-bit Windows Intune client.	<input type="radio"/>	<input type="radio"/>
Install the Windows Intune Company Portal app.	<input type="radio"/>	<input type="radio"/>
Run a remote task in Windows Intune.	<input type="radio"/>	<input type="radio"/>
Create a policy in Windows Intune.	<input type="radio"/>	<input type="radio"/>

Answer:

Answer Area

Actions	ComputerD	ComputerE
Install the 32-bit Windows Intune client.	<input type="radio"/>	<input type="radio"/>
Install the 64-bit Windows Intune client.	<input type="radio"/>	<input type="radio"/>
Install the Windows Intune Company Portal app.	<input checked="" type="checkbox"/>	<input checked="" type="checkbox"/>
Run a remote task in Windows Intune.	<input type="radio"/>	<input type="radio"/>
Create a policy in Windows Intune.	<input type="radio"/>	<input type="radio"/>

NO.9 HOTSPOT

You are creating an access rule as shown in the exhibit. (Click the Exhibit button.)

Use the drop-down menus to select the answer choice that completes each statement.

Answer Area

You are in the process of [answer choice]

Once you create a device family access rule by using these settings, devices that are discovered by Microsoft System Center 2012 R2 Configuration Manager from the family you choose will be [answer choice]

Answer Area

You are in the process of [answer choice]

- creating a new discovery method.
- creating a new Exchange Server connector.
- configuring an existing discovery method.
- configuring an existing Exchange Server connector.

Once you create a device family access rule by using these settings, devices that are discovered by Microsoft System Center 2012 R2 Configuration Manager from the family you choose will be [answer choice]

- allowed to access Microsoft Exchange Server always.
- allowed to access Microsoft Exchange Server only if the Require Device Encryption policy setting is enabled.
- allowed to access Microsoft Exchange Server only if the External mobile device management option is enabled.
- denied access to Microsoft Exchange Server always.

Answer:

Answer Area

You are in the process of [answer choice]

- creating a new discovery method.
- creating a new Exchange Server connector.
- configuring an existing discovery method.
- configuring an existing Exchange Server connector.

Once you create a device family access rule by using these settings, devices that are discovered by Microsoft System Center 2012 R2 Configuration Manager from the family you choose will be [answer choice]

- allowed to access Microsoft Exchange Server always.
- allowed to access Microsoft Exchange Server only if the Require Device Encryption policy setting is enabled.
- allowed to access Microsoft Exchange Server only if the External mobile device management option is enabled.
- denied access to Microsoft Exchange Server always.

NO.10 You need to recommend a solution for updating App1.

What should you include in the recommendation?

- A. Microsoft Updates Publisher 2011
- B. the System Update Readiness Tool
- C. Windows Intune
- D. System Center 2012 R2 Operations Manager

Answer: C