

# ValidDumps



### Try Before You Buy

Download a free sample of any of our exam questions and answers

- ✓ 24/7 customer support, Secure shopping site
- ✓ Free One year updates to match real exam scenarios
- ✓ If you failed your exam after buying our products we will refund the full amount back to you.

Select a vendor...

Select an exam...





Your email address

[Free Download](#)



### What Clients Say About Us

- “The exam is actually not scared. It is quite similar with the on-line test. I feel casual to pass it. The questions are not hard. - Edward
- “Do not treat yourself too hard. Only 2 days to pass the exam by this dumps. you have much time to relax. really good dumps. - Berger
- “I am happy to choose validdumps, it is very useful for my exam. It is worthy it. - Henry

 HAPPY CUSTOMERS 51892	 DOWNLOADS 68912	 TEAM MEMBERS 56892	 SHARES 75162
---	---	--	--

<http://www.validdumps.top>

The valid and reliable exam dumps are the guarantee for your success

**Exam :** 70-340

**Title :** Implementing Security for  
Applications with Microsoft Visual  
Csharp .NET

**Vendors :** Microsoft

**Version :** DEMO

NO.1 You are an application developer for your company. You are developing a Windows-based payroll application that will be used by all payroll administrators in the company. The application has a single executable file that uses a separate assembly to modify payroll data. You need to design security for your application to ensure that the assembly cannot be called by unauthenticated and unauthorized users. What should you do?

- A. Run the application by using a user account that has access to the application directory.
- B. Modify the application to validate all user-entered data.
- C. Modify the application to authenticate and authorize user access within each assembly as it is called.
- D. Modify the application to authenticate and authorize user access when each user runs the executable file.
- E. Set the folder-level permissions to the executable file by using directory security

Answer: C

NO.2 You are an application developer for your company. Part of an application that you are developing accepts user input from a TextBox control. The information entered by the user must be alphanumeric only, and it must contain no symbols or punctuation. You need to ensure that the user's input contains only the appropriate data before using the input elsewhere in the application. Your solution must not require users of the application to take additional steps when entering data. What should you do?

- A. Modify the TextChanged event handler of the TextBox control so that the Text property of the text box is cleared whenever a non-alphanumeric character is detected.
- B. Use the following regular expression to modify the user's input.  
`[^\\w\\.@-]`
- C. Store the user's input in a variable named userInput. Use the following expression to modify the user's input. `userInput.Replace("@-", "")`
- D. Convert the user's input to all lowercase characters.

Answer: B

NO.3 You are an application developer for your company. You develop an application that uses an external class library. You run the Permissions View tool on the class library and receive the following output

```
Microsoft (R) .NET Framework Permission Request Viewer. Version 1.1.4322.573 Copyright
(C) Microsoft
Corporation 1998-2002. All rights reserved.minimal permission set: <PermissionSet
class="System.Security.PermissionSet" version="1"><IPermission
class="System.Security.Permissions.ReflectionPermission, mscorlib, Version=1.0.5000.0,
Culture=neutral, PublicKeyToken=b77a5c561934e089"version="1" Flags="ReflectionEmit"/>
<IPermission class="System.Security.Permissions.SecurityPermission, mscorlib,
Version=1.0.5000.0,
Culture=neutral, PublicKeyToken=b77a5c561934e089"version="1"
Flags="SerializationFormatter"/>
</PermissionSet> optional permission set:<PermissionSet
class="System.Security.PermissionSet"
version="1" Unrestricted="true"/> refused permission set: Not specifiedYou need to add
corresponding
```

attributes in your application.Which code segment should you use?

- A. [assembly: ReflectionPermission(SecurityAction.RequestRefuse, ReflectionEmit=false)]  
[assembly: SecurityPermission(SecurityAction.RequestRefuse,SerializationFormatter=false)]  
[assembly:  
PermissionSetAttribute(SecurityAction.RequestOptional, Unrestricted=true)]
- B. [assembly: ReflectionPermission(SecurityAction.RequestMinimum, ReflectionEmit=false)]  
[assembly:  
SecurityPermission(SecurityAction.RequestRefuse,SerializationFormatter=false)] [assembly:  
PermissionSetAttribute(SecurityAction.RequestRefuse, Unrestricted=true)]
- C. [assembly: ReflectionPermission(SecurityAction.RequestMinimum, ReflectionEmit=false)]  
[assembly:  
SecurityPermission(SecurityAction.RequestMinimum, SerializationFormatter=false)]  
[assembly:  
PermissionSetAttribute(SecurityAction.RequestOptional, Unrestricted=true)]
- D. [assembly: ReflectionPermission(SecurityAction.RequestMinimum, ReflectionEmit=true)]  
[assembly:  
SecurityPermission(SecurityAction.RequestMinimum, SerializationFormatter=true)]  
[assembly:  
PermissionSetAttribute(SecurityAction.RequestOptional, Unrestricted=true)]

Answer: D

NO.4 You are an application developer for your company. You are developing a forms-based application that

reads files that are named by users of the application. The application contains the following method. bool

```
approveFileName(string fileName) { string docRoot=@"C:\MyApp\Documents\";// Your code goes here...
```

Throw an exception if you meet an error.

```
return true; } Users of the application must not be allowed to access files that are stored in any location
```

other than the C:\MyApp\Documents folder. You need to add code to the method to achieve this goal.

Which code segment or code segments should you use? (Choose all that apply.)

A. fileName=Path.GetFullPath(fileName);

B. fileName=fileName.ToUpper();

C. fileName=fileName.ToLower();

D. docRoot=docRoot.ToLower();

E. fileName=docRoot+fileName;

F. if (!fileName.StartsWith(docRoot))

```
throw new ApplicationException ( "User asked for file in wrong directory");
```

Answer: ACDF

NO.5 You are an application developer for your company. You develop a Windows Forms application that

connects to a local Microsoft SQL Server database by using the Microsoft .NET Framework Data Provider

for SQL Server. The application currently connects to the database by using an account that is a member

of the System Administrator role in SQL Server. You need to ensure that the application can connect to

the database by using the user account of the interactive user without providing additional permissions. What should you do?

A. Modify the application to activate a SQL Server application role.

B. Modify the application to use SQL Server integrated security.

C. Modify the application to send a security token that contains the authentication information in a

Kerberos ticket.

D. Modify the application to use COM+ security roles.

Answer: B

NO.6 You are an application developer for your company. You are developing a Windows Forms application.

You deploy a supporting assembly named MyAssembly.dll to the global assembly cache.

During testing,

you discover that the application is prevented from accessing MyAssembly.dll. You need to ensure that

the application can access MyAssembly.dll. What should you do?

- A. Digitally sign the application by using a digital certificate.
- B. Run the `caspol.exe -s` on command from the command line.
- C. Run the Assembly Linker to link MyAssembly.dll to the application.
- D. Modify the security policy to grant the application the FullTrust permission.

Answer: D

NO.7 You are an application developer for your company. You create a serviced component named

RecordsAdmin. RecordsAdmin exposes administrative methods for a records management application.

The declaration for RecordsAdmin includes the following code segment. [assembly: ApplicationAccessControl(true)] [ComponentAccessControl(true), SecurityRole("Admin")]  
public class

RecordsAdmin : ServicedComponent { } You install RecordsAdmin on a test computer. You use a test

application that runs on the test computer under a localcomputer account named Tester. The Tester

account is a member of the Users group and the Debugger Users group. When the test application calls

RecordsAdmin, you receive the following error message: "Access is denied." You want the test application

to have access to RecordsAdmin. You want to achieve this goal without granting unnecessary

permissions to the Tester account. What should you do?

- A. Add the Tester account to the local Administrators group.
- B. Add the Tester account to the Admin role of RecordsAdmin by using the Component Services tool.
- C. Add a role named TesterRole to RecordsAdmin. Add the Tester account to the TesterRole role by

using the

Component Services tool.

D. To the beginning of each method exposed by RecordsAdmin, add the following code segment. if

```
(ContextUtil.IsCallerInRole("Admin")) { // Method body here }
```

E. To the beginning of each method exposed by RecordsAdmin, add the following code segment.

```
SecurityCallContext context; context = SecurityCallContext.CurrentCall; if
```

```
(context.IsUserInRole("Admin",
```

```
"Tester")) {
```

```
// Method body here }
```

Answer: C

NO.8 You are an application developer for your company. You are developing an application that will be used

in the humanresources departments of companies that purchase the application. The application includes

administrative features thatenable users to access and modify confidential information that the application

manages. Usability testing indicates thatcustomers deploy the application without properly restricting

administrative features. You need to ensure that the application is more secure when it is deployed. What

should you do?

A. Develop sample template configuration files for the application.

B. Configure the default installation of the application to disable all the administrative features.

C. Develop two editions of the application that have the administrative features enabled by default in one

edition anddisabled by default in the other edition.

D. Create a Readme.doc file that describes the risks of leaving the administrative features enabled and

providesinstructions for disabling the features.

Answer: B

NO.9 You are an application developer for your company. You are using the Microsoft .NET Framework to

develop anapplication that uses a Web service. The Web service is provided by a vendor and

is accessed

over the Internet. Your application retrieves string data from the Web service and stores it in a variable

named `webdata`. The application also defines a `SqlCommand` object named `sqlcmd`. The application

contains the following code segment. `string myquery; myquery = "INSERT INTO WebTable (WebData)`

`VALUES(";`

`myquery += webdata + ")"; sqlcmd.CommandText = myquery; sqlcmd.ExecuteNonQuery()`

You need to

improve the security of this code segment while maintaining its functionality. What should you do?

- A. Ask the vendor to perform data validation on all data that is provided by the Web service.
- B. Modify the application to use declarative security.
- C. Ask the vendor to provide a Web service that is written by using the .NET Framework.
- D. Format the contents of `webdata` to be compatible with the SQL Server data type and remove encoded data or SQL statements.

Answer: D

This document was created with Win2PDF available at <http://www.win2pdf.com>.

The unregistered version of Win2PDF is for evaluation or non-commercial use only.

This page will not be added after purchasing Win2PDF.

NO.10 You are an application developer for your company. You create a Web application that is used by all

users in the company. The application is hosted on the intranet Web server, which is named `WebServer`.

`WebServer` has IIS 5.0 installed. The Web application is configured to use Integrated Windows

authentication. The `Web.config` file specifies that the authentication mode is set to Windows. The

application connects to a Microsoft SQL Server database named `DataStore`. The database is located on

`WebServer`. The SQL Server computer is configured with SQL Server logins disabled. The database

connection code is shown in the following code segment. `string myConnStr; myConnStr = @"Initial`

`Catalog=""DataStore"";"; myConnStr = myConnStr + "Data Source=localhost;Integrated`

```
Security=SSPI;";
```

```
SqlConnection myConn = new SqlConnection(myConnStr); string myInsert; myInsert =  
"INSERT INTO
```

```
Customer (CustomerID, Name) Values('123', 'John Doe')"; SqlCommand myCmd = new  
SqlCommand(myInsert);
```

```
myCmd.Connection = myConn; myConn.Open(); myCmd.ExecuteNonQuery();
```

```
myCmd.Connection.Close();
```

When you run the application by using Microsoft Internet Explorer, you

receive an error message that reads in part: "Login failed for user WebServer\ASPNET." You need to

ensure that the application can run successfully without prompting the user for a user name and

password. What should you do?

A. Change the authentication mode in IIS to basic authentication. Update the connection string.

B. Change the authentication mode in IIS to Anonymous and supply a login ID and password for a SQL

Server login account that has access to the database. Update the connection string.

C. Enable Integrated Windows authentication in Internet Explorer.

D. Enable impersonation in the Web.config file.

Answer: D